

# ELEMENTS

CERAMIC FLOOR AND WALL TILE



MATT  
SURFACE



P4 SLIP  
RATING



FLOOR AND  
WALL TILE




CERAMIC  
TILE




PRESSED  
EDGE




## Colour



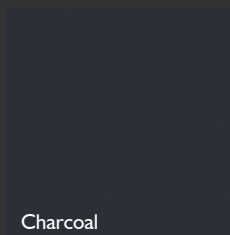
White



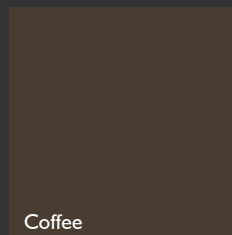
Taupe



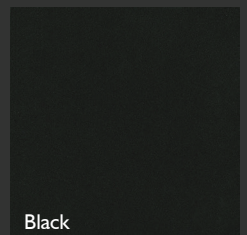
Grey



Charcoal



Coffee



Black


## Range Information

Range	Elements
Collection	Classics
Style	Classic, Contemporary
Finish	Matt
Format	200x200mm
Edge	Pressed Edge

With Elements, you'll discover an elegance forming before your eyes, with its essential colour components to shape your heart's desires. Elements reflects a pure essence to ceramic tiling, with a simple and neutral tone dancing on a sophisticated basic design and a texture that adds an understated liveliness. Architects and interior designers can benefit from this intricate minimalism, with 3 surface finishes celebrated for their practicality and versatility.

# ELEMENTS

CERAMIC FLOOR AND WALL TILE




## Features

Size	Colours						Finish	Edge Detail
	White	Taupe	Grey	Charcoal	Coffee	Black	Matt P4	
200x200x6.8mm	•	•	•	•	•	•	•	Pressed

## Codes

Finish	Size	Colours					
		White	Taupe	Grey	Charcoal	Coffee	Black
Matt P4	200x200mm	712766	712764	712765	712763	712762	712767

## Faces



Elements 200x200mm | 1 Face  
\*Shown here:  
Elements Coffee 200x200mm

## Sizes



200x200mm



Elements Grey

