


ELEMENTS


CERAMIC FLOOR AND WALL TILE

- MAT**
MATT SURFACE
- P4**
P4 SLIP RATING
- P5**
P5 SLIP RATING
- 
FLOOR AND WALL TILE
- CT**
CERAMIC TILE
- 
PRESSED EDGE



Elements Taupe

Colour





Range Information

Range	Elements
Collection	Classics
Style	Classic, Contemporary
Finish	Matt
Format	200x200mm
Edge	Pressed Edge

With Elements, you'll discover an elegance forming before your eyes, with its essential colour components to shape your heart's desires. Elements reflects a pure essence to ceramic tiling, with a simple and neutral tone dancing on a sophisticated basic design and a texture that adds an understated liveliness. Architects and interior designers can benefit from this intricate minimalism, with 3 surface finishes celebrated for their practicality and versatility.

ELEMENTS

CERAMIC FLOOR AND WALL TILE

MAT MATT SURFACE	P4 P4 SLIP RATING	P5 P5 SLIP RATING	 FLOOR AND WALL TILE	CT CERAMIC TILE	 PRESSED EDGE
----------------------------	-----------------------------	-----------------------------	--	---------------------------	---


Features

Size	Colours						Finish		Edge Detail
	White	Taupe	Grey	Charcoal	Coffee	Black	Matt P4	Matt P5	
200x200x6.8mm	•	•		•	•	•	•		Pressed
200x200x8.0mm			•					•	

Codes

Finish	Size	Colours					
		White	Taupe	Grey	Charcoal	Coffee	Black
Matt P4	200x200x6.8mm		712764		712763	712762	
Matt P5	200x200x8.0mm	716362		716269			716363

Faces



Elements 200x200mm | 1 Face
*Shown here:
Elements Coffee 200x200mm

Sizes



200x200mm



Elements Grey